



**S510 - S530 - S550 - S570 - S590 - T590** | Product Range



**POWER**  
meets  
**COMFORT**  
BY BOBCAT



## THE NEW GENERATION...

### ■ Power meets comfort!

With the new Bobcat loaders, there's a difference you can see – and a difference you'll experience on the job.

They have a completely re-engineered cab that keeps you comfortable, with superior power and hydraulic performance that will help you do more, do it faster and better.

Add to this simplified maintenance and serviceability; and a completely new engineering design coupled with improved durability that further increases uptime.



## The best is now even better!

### ■ Premium cab for more operator comfort

Bobcat already has the best cabs on the market with the largest cab space in the industry, but when we re-engineered our loaders, we went even further.

The new cab, with new positioning and design for better visibility, is the best one yet.

Bobcat increased the cab space by 10% – with more room for your arms, legs, shoulders, head and feet.

It's not just bigger; it's quieter. The sound within the cab is reduced by more than 60% for a more comfortable working environment.

**Cab-Forward design:** The new cab-forward design moves the operator area closer to the attachment, and gives you a better vantage point for your work area.

**Better visibility:** Visibility has been significantly increased in all directions. The rear window is 14% larger and the top window 43% larger.



## Push it to the next level

### ■ Superior performance

If you want big performance in a smaller package, this is the loader for you. And, we've further enhanced the machine with 20% stronger hydraulics for improved attachment performance. Increased fuel capacity, more powerful and brighter lighting and many other features will save you time and effort on the job.

### ■ Durability

Bobcat loaders are known the world over for their rugged durability. Thanks to heavy-duty construction, component protection and a superior design, the Bobcat loader outperforms others, maximizes uptime, offers more comfort and is still the easiest and fastest to service.



# ... shift your perspective!

## ■ New cab-forward design

- Larger cab and larger door glass
- Overall improved visibility
- Less noise in the cab





## Productivity and protection from back to front

It's not just the operator area that's changed for the better. Operation, maintenance and machine design is greatly enhanced – delivering superior performance in a smaller package. New features keep you running longer, increase your uptime and make it easier to do routine maintenance.

### Stronger hydraulics:

The hydraulic systems have been re-engineered to outperform larger loaders – working faster and more efficiently to increase overall performance. The higher standard flow combined with lower backpressure and high hydraulic pressure results in 20% improved hydraulic efficiency.

### Increased tractive effort:

The new loaders feature more tractive effort. That means you can push more and dig harder than ever before. Stronger hydraulics and better tractive effort result in faster cycle times.

### Adjustment-free belts:

There are no belt adjustments needed on these loaders – including the drive and alternator belts.

### Increased cooling capacity with easier cleaning:

The re-engineered cooling system gives you more efficient, higher-capacity cooling for better performance and longer machine life. Additionally, the swing-up cleaning access feature makes removing dust and debris easy and ensures peak performance from your cooling system.

### Increased fuel capacity:

Work longer between refuelling stops and increase your productivity.




### Simple machine tie-downs:

Secure your loader quickly, without searching for hard-to-reach tie-downs. The new tie-downs ① are easy to find and easy to reach.



#### ■ Serviceability

Easy access to routine maintenance points – so daily maintenance is done quickly and easily. The swing-open tailgate and the transverse mounted engine provide one-sided serviceability. Cab tilt provides easy access to the hydraulics. All result in unmatched access to routine and long term maintenance points.



# Flex your muscles and ...

- More powerful hydraulics
- Better traction
- Faster cycle times



# Comfort Cab

As soon as you open the door of the new Bobcat loader, you can see the difference – even before the dome and work lights turn on. In this machine, premium features surround you:



## ■ Pressurized cab

Bobcat loaders with enclosed cabs have a best-in-class, pressurized interior space that helps keep dust to a minimum. A new design ensures that the one-piece seal around the cab door is compressed for a tight fit. Cab pressurization provides a more comfortable working environment.

**Improved seat adjustment:** The adjustable seat features five additional centimetres of forward/backward movement to accommodate different operators.




**Flexible joystick positioning:** Joystick mounts on our SJC-equipped machines slide forward and backward independent of the seat, adjusting to the individual preference of the operator.

**Seat-mounted joysticks:** On machines with Selectable Joystick Controls (SJC), the joysticks are mounted to the seat. As the suspension seat moves up and down, the joysticks move with the seat. This helps reduce arm movement and fatigue.

## ■ Quiet operation

Keep sound levels down with the new Bobcat loaders. New design features reduce noise by over 60% for more efficient and improved jobsite communication and productivity. New engine and vibration.



## ■ Easy-pull, easy-secure

The new window knob allows for easy lockable positions. The new design makes it easy to get consistent results.

## ■ Extra elbow room

The new design features extra elbow room mounted on the outside of the Roll-Over Protective Structure (ROPS) – with the cab, and makes work easier.



**More suspension:** The new design features increased suspension by 33% for more comfort.

ion  
s down considerably with the quieter  
ers. Sound levels are reduced by  
re enjoyable, comfortable operation,  
communications and better  
v engine mounts better isolate noise



**secure side window:** Simply pull the  
ob to slide the side window to five  
s. The window stays exactly where you  
nsistent air flow.

**m, easier cleaning:** The windows are  
outside of the Roll-Over Protection  
– which provides extra elbow room in  
es window cleaning much faster.



**n:** The seat travel, up and down, is  
b for a softer ride, giving you more





**Full-colour Deluxe instrumentation p**

This intelligent Bobcat option helps you with keyless start and enables better operation monitoring and interactive functions. A full-colour LED screen with easy-to-read gauges allows you to quickly see and understand operation levels.

**Control your productivity**

Attachments with new Attachment Control Display (ACD) have:

- Hourmeter with memory in ACD
- 2 job clocks / resetable



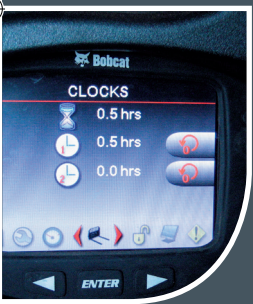
**Heating and A/C:** Heating and air conditioning are mounted down in the front for convenience of operation. They are also lighted so you can quickly see your temperature settings in low light conditions. The directional ducts point airflow wherever you need it (optional on certain models).



### on panel:

you prevent theft  
r operation thanks to  
s. A new 7" (18 cm)  
read virtual sweep  
d understand

### Control Device



onditioning controls  
venience and  
ted – so you can  
gs in low-light  
oint the air flow to  
ertain models).



### Radio-ready and 12-Volt power accessory:

All our loaders can be easily equipped with a stereo radio. The radio features an auxiliary audio input jack that is ready for an MP3 player or similar devices. And, because your cab is your office, we've installed a 12-Volt power accessory for charging your mobile phone, MP3 player or other accessories.



### Convenient engine speed control:

The engine speed control is in front of the operator, on the right-hand corner post of the cab. Easy to reach and to control.

**Improved visibility:** Operator switches are located on the cab corner posts. This puts important controls right in front of you and allows a larger top window for superior visibility to the raised lift arms.

### Convenient storage:

New storage bins are located throughout the machine. Store items wherever it's convenient – on your right-hand side or to the left.





### Counterweight-ready:

The new Bobcat loaders come with pre-drilled holes to mount counterweights – so you can increase lifting performance with certain attachments.



### Powerful lighting:

Light output is now increased by over 50%. This new lighting system emits a high-intensity beam that illuminates a broader working area around the front of the machine.

### Protected tailgate:

The lower rear frame protrudes the tailgate – protecting it from obstacles, scrapes and bumps on the worksite.

### Removable hose guide:

When you're changing attachments, it's easy to get the hydraulic hoses routed correctly for better protection.

### Protected quick couplers:


The integrated, pressure-release quick couplers are mounted directly into the front plate of the lift arm – with no hoses exposed to damage. The couplers are also protected with a guard that extends out beyond the coupler.

## Maximizing uptime

No other manufacturer provides so many job-proven features to give you more uptime in the field. Features such as automatic shutdown and battery rundown protection, onboard diagnostics and sealed connectors. Uptime protection not only means you can stay in the field longer, it protects your investment thanks to a higher resale value.

### ■ Maintenance-free chaincase

The rugged Bobcat chaincase is the only maintenance-free chaincase in the industry, with an exclusive bow-tie drive train design, fixed axle tubes, stronger axles and fully sealed bearings. Bobcat loaders have pre-stressed #80 high-strength oval chains (HSOC) with no master link, thick side-link plates and hardened pins. These chains are 38% stronger than those used by other manufacturers. The result? No adjustments – ever.



### ■ Roller Suspension™

The durable, all-steel Roller Suspension™ option provides a more comfortable ride and stands up to extreme conditions and materials – maximizing uptime and reducing costly repairs.



### ■ Forged steel rollers and idlers

Triple-flange rollers and single-flange idlers minimize de-tracking. Single-flange idlers are also more tolerant of debris than dual-flange idlers. Permanently sealed and lubricated, Bobcat rollers and idlers require no routine maintenance.



### ■ Easy maintenance, less downtime

Minimizing downtime gives you the edge when it comes to productivity. Routine maintenance makes a big difference, so we make sure you have easy access to the key hydraulic and hydrostatic components.





S510

S530

S550

S570

S590

T590

**LOADER**

Loader serie		M-series	M-series	M-series	M-series	M-series	M-series
Lift arm path		Radius	Vertical	Radius	Vertical	Vertical	Vertical
Rated operating capacity (ISO 14397-1)	kg	810	869	894	944	998	956 / 992 ††
Tipping load (ISO 14397-1)	kg	1620	1737	1788	1888	1996	2732 / 2834 ††
Height to hinge pin	mm	2908	3023	2908	3023	3023	3023

**SIZE & SPEED**

Operating weight*	kg	2686	2815	2841	2900	3054	3757 / 3570 ††
Shipping weight		2343	2476	2503	2650	2710	3418 / 3252 ††
Length with standard bucket	mm	3378	3378	3378	3378	3378	3378
Bucket width	mm	1727	1727	1727	1727	1727	1727
Cab height	mm	1972	1972	1972	1972	1972	1972
Travel speed (low)	km/h	11.8	11.8	11.8	11.8	11.6	11.8
Travel speed (high**)	km/h	17.3	17.3	17.3	17.3	17.3	-

**ENGINE**

Type		Naturally aspirated	Naturally aspirated	Turbo	Turbo	Turbo	Turbo
Fuel / Cooling		Diesel / Liquid	Diesel / Liquid	Diesel / Liquid	Diesel / Liquid	Diesel / Liquid	Diesel / Liquid
Maximum power at RPM (SAE J1995)	kW/HP	36.4 / 48.8 (at 2800 RPM)	36.4 / 48.8 (at 2800 RPM)	45.5 / 61.0 (at 2700 RPM)	45.5 / 61.0 (at 2700 RPM)	49.2 / 66.0 (at 2700 RPM)	49.2 / 66.0 (at 2700 RPM)
Torque at RPM (SAE J1995)	Nm	150.0 (at 1700 RPM)	150.0 (at 1700 RPM)	201.0 (at 1425 RPM)	201.0 (at 1425 RPM)	218.0 (at 1425 RPM)	218.0 (at 1425 RPM)
Number of cylinders / Displacement	cm <sup>3</sup>	4 / 2196	4 / 2196	4 / 2600	4 / 2600	4 / 2600	4 / 2600
Fuel tank capacity	l	93.7	93.7	93.7	93.7	93.7	93.7

**TRACTION**

Standard tyres		10 x 16.5, 10-ply, heavy duty	10 x 16.5, 10-ply, heavy duty	10 x 16.5, 10-ply, heavy duty	10 x 16.5, 10-ply, heavy duty	10 x 16.5, 10-ply, heavy duty	N/A
Track width standard / optional	mm	N/A	N/A	N/A	N/A	N/A	320 / 400

**UPTIME PROTECTION**

Axle grease		Never	Never	Never	Never	Never	N/A
Axle seal protection		Std	Std	Std	Std	Std	N/A
Required chain adjustment		Never	Never	Never	Never	Never	N/A
Bobcat SmartFAN™		Std	Std	Std	Std	Std	Std
Dual Path cooling system		Std	Std	Std	Std	Std	Std
Machine shutdown protection		Std	Std	Std	Std	Std	Std

**CONTROL OPTIONS**

Bobcat Standard (foot pedals/steering levers)		Std	Std	Std	Std	Std	Std
Advanced Hand Controls (AHC)		Opt	Opt	Opt	Opt	Opt	Opt
Advanced Control System (ACS)		Opt	Opt	Opt	Opt	Opt	Opt
Selectable Joystick Controls (SJC)		Opt	Opt	Opt	Opt	Opt	Opt

**MACHINE FEATURES & OPTIONS**

Air ride seat		Opt	Opt	Opt	Opt	Opt	Opt
Back-up alarm		Opt	Opt	Opt	Opt	Opt	Opt
Horn		Std †	Std †	Std †	Std †	Std †	Std
Bobcat Interlock Control System (BICS™)		Std	Std	Std	Std	Std	Std
Cab enclosure with heating		Opt	Opt	Opt	Opt	Opt	Opt
Cab enclosure with heating and air conditioning		-	-	Opt	Opt	Opt	Opt
Deluxe Instrumentation (includes keyless start)		Opt	Opt	Opt	Opt	Opt	Opt
Hydraulic bucket positioning		Std †	Std †	Std †	Std †	Std †	Std †
Mechanical suspension seat		Std †	Std †	Std †	Std †	Std †	Std
Front and rear work lights		Std	Std	Std	Std	Std	Std
Radio		Opt	Opt	Opt	Opt	Opt	Opt
ROPS/FOPS approved cab structure		Std	Std	Std	Std	Std	Std
Sound reduction package		Std †	Std †	Std †	Std †	Std †	Std
2nd speed		Opt	Opt	Opt	Opt	Opt	-
Engine block heater		Opt	Opt	Opt	Opt	Opt	Opt †
Beacon or strobe		Opt	Opt	Opt	Opt	Opt	Opt
Wax coat treatment		Std	Std	Std	Std	Std	Std
Fire extinguisher		Opt	Opt	Opt	Opt	Opt	Opt
Road option		Opt	Opt	Opt	Opt	Opt	Opt

**ATTACHMENTS FEATURES & OPTIONS**

Bob-Tach™ mounting system		Std	Std	Std	Std	Std	Std
Power Bob-Tach™		Opt	Opt	Opt	Opt	Opt	Opt
Fingertip auxiliary hydraulics control		Std	Std	Std	Std	Std	Std
Hydraulic system pressure	MPa	23.8	23.8	23.8	23.8	23.8	24.1
Pump capacity std flow / optional high flow at RPM***	l/min	64.7 / - at 3167	64.7 / 111.0 at 3167	64.7 / 111.0 at 3167	64.7 / 111.0 at 3167	64.7 / 111.0 at 3167	64.7 / 111 at 3167
Pressure release hydraulic quick couplers		Std	Std	Std	Std	Std	Std
Speed management		Std (w/ SJC)	Std (w/ SJC)	Std (w/ SJC)	Std (w/ SJC)	Std (w/ SJC)	Std (w/ SJC)

**ENVIRONMENTAL**

Bystander noise level - L <sub>WA</sub> (EU Directive 2000/14/EC)	dB	102	101	101	101	101	103
Operator position noise level - L <sub>PA</sub> (EU Directive 2006/42/EC)	dB	87.2	85.4	84.7	83.8	83.4	81.9
Whole body vibration (ISO 2631-1)	m/s <sup>2</sup>	0.82	0.71	0.59	0.70	0.70	0.84
Hand-arm vibration (ISO 5349-1)	m/s <sup>2</sup>	1.44	1.19	2.14	1.22	0.84	2.29

(\*) Base machine with bucket, operator and full fuel tank  
 (\*\*\*) See 2nd speed feature, optional depending on models

(\*\*\*) Pump capacity high flow at 100% efficiency  
 (†) On European models (CE)

(††) With Roller Suspension / without Roller Suspension

# Options and attachments

	S510	S530	S550	S570	S590	T590
<b>TYRE OPTIONS</b>						
Heavy Duty	Std	Std	Std	Std	Std	N/A
Heavy Duty Offset	Opt	Opt	Opt	Opt	Opt	N/A
Heavy Duty Poly Filled						N/A
Superfloat	Opt	Opt	Opt	Opt	Opt	N/A
Superfloat Offset						N/A
Severe Duty	Opt	Opt	Opt	Opt	Opt	N/A
Severe Duty Poly Filled	Opt	Opt	Opt	Opt	Opt	N/A

<b>ATTACHMENTS</b>						
Angle Broom	X	X	X	X	X	X
Augers	X	X	X	X	X	X
Backhoes	X	X	X	X	X	X
Bale Fork	X	X	X	X	X	X
Box Blade	X	X	X	X	X	X
Brush Saw	X	X	X	X	X	X
Brushcat™ Rotary Cutter	X	X	X	X	X	X
Bucket, Construction	X	X	X	X	X	X
Bucket, Fertilizer	X	X	X	X	X	X
Bucket, General purpose	X	X	X	X		
Bucket, Low Profile	X	X	X	X	X	X
Bucket, Snow	X	X	X	X	X	X
Bucket Adapter	X	X	X	X	X	X
Combination Bucket	X	X	X	X	X	X
Concrete Pump				X	X	X
Digger	X	X	X	X	X	X
Dozer Blade	X	X	X	X	X	X
Dumping Hopper	X	X	X	X	X	X
Flail Cutter	X	X	X	X	X	X
Forks, Utility	X	X	X	X	X	X
Grader	X	X	X	X	X	X
Grapple, Farm/Utility	X	X	X	X	X	X
Grapple Industrial	X	X	X	X	X	X
Hydraulic Breaker	X	X	X	X	X	X
Landplane	X	X	X	X	X	X
Landscape Rake	X	X	X	X	X	X
Mixing Bucket			X	X	X	X
Pallet Forks	X	X	X	X	X	X
Pallet Forks, Hydraulic	X	X	X	X	X	X
Planer	X	X	X	X	X	X
Salt & Sand Spreader	X	X	X	X	X	X
Scarifier	X	X	X	X	X	X
Scraper	X	X	X	X	X	X
Snow Blade	X	X	X	X	X	X
Snow V-Blade	X	X	X	X	X	X
Snowblower	X	X	X	X	X	X
Sod Layer	X	X	X	X	X	X
Soil Conditioner	X	X	X	X	X	X
Stabilizers, Rear	X	X	X	X	X	X
Steel Tracks	X	X	X	X	X	N/A
Stump Grinder			X	X	X	X
Sweeper	X	X	X	X	X	X
Tiller	X	X	X	X	X	X
Tilt-Tatch	X	X	X	X	X	X
Tree Transplanter	X	X	X	X	X	X
Trench Compactor	X	X	X	X	X	X
Trencher	X	X	X	X	X	X
Utility Frame	X	X	X	X	X	X
Vibratory Roller	X	X	X	X	X	X
Water Kit	X	X	X	X	X	X
Wheel Saw			X	X	X	X
Whisker Broom	X	X	X	X	X	X
Wood Chipper			X	X	X	X

Specifications and design are subject to change without notice. Pictures of Bobcat products may show other than standard equipment.



www.bobcat.eu



**Bobcat**®

