




Bobcat®

ATTACHMENTS

CONCRETE PUMP



One Tough Animal™

CONCRETE PUMP – SPECIFICATIONS

Main features

- All pump components are guarded and easily accessible for adjustment and service.
- Control panel swivels for convenient operation from either side of pump.
- Protective guard panel strains larger objects from concrete mix.
- Attach-plates on both sides of pump make it easy to position in tight spots for either left- or right-hand delivery.
- Protects underground utilities from large concrete trucks.
- Keeps concrete trucks off driveways and sidewalks; prevents ruts in soft ground.
- Hose can be routed through small openings, under decks, through bushes, across rivers, around trees and buildings, over moguls.

Applications

- Construction

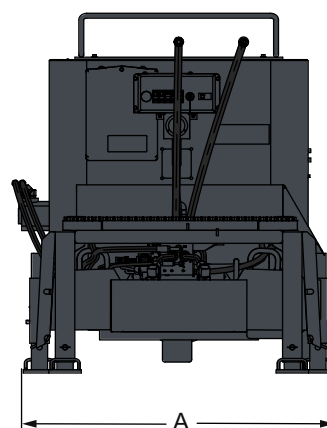
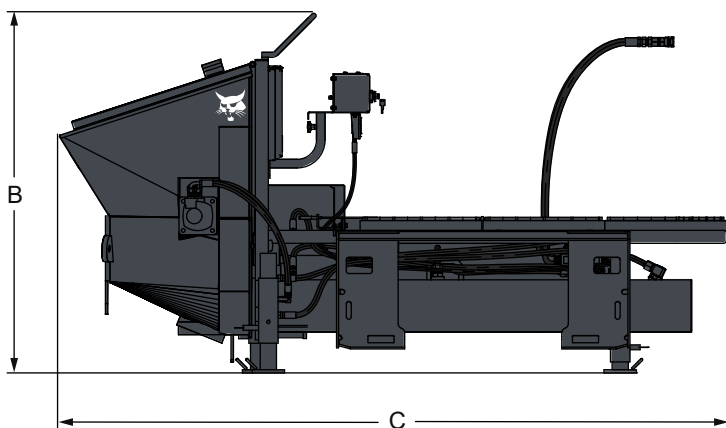
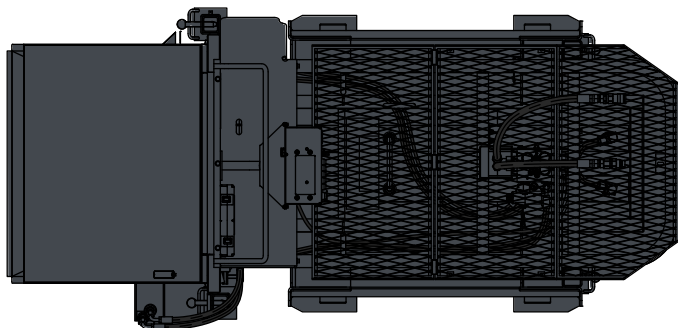
	Item number	Compatible with loader
Concrete pump	7108693	S185, S185H, S205, S205H, S220, S220H, S250, S250H, S300, S300H, S330, S330H, S630, S630H, S650, S650H, S770, S770H, S850, S850H, A300, A300H, A770, A770H, T190, T190H, T250, T250H, T300, T300H, T320, T320H, T650, T650H, T770, T770H, T870, T870H

Weights and dimensions

	Operating weight (kg)	Shipping weight (kg)	Overall width (C) (mm)	Overall height (B) (mm)	Overall length (A) (mm)
Concrete pump	454	454	2615	1406	1216

Characteristics and performance

	Hopper capacity (m ³)	Vertical pumping height (m)	Horizontal pumping distance (m)	Pumping rate (m ³ /h)	Flow range (l/min)
Concrete pump	0.28	0–15	0–75	13 – 23	56–151



Specifications and design are subject to change without notice. Pictures of Bobcat products may show other than standard equipment.



Bobcat®

www.bobcat.eu